

ENGINE SERVICE AND

MAINTENANCE RECORD

INSTALLATIONS, INSPECTIONS, REPAIRS, ADJUSTMENTS, MODIFICATIONS, ENTRIES. DRAW A DIAGONAL LINE THROUGH ANY UNUSED LINES IN DATE AND TIME COLUMNS.

DATE	TIME RUN		TIME SINCE OVERHAUL		NOTE: USE BOTH PAGES AND AS MANY LINES AS REQUIRED FOR COMPLETE	SIGNATURE	LICENCE NUMBER
	HRS.	MIN.	HRS.	MIN.			

30.11.2003	21521	43	4852	45	Engine (RGB) installed on the 18th 24th position (OK-XFB)	Pos. 1	CSN = 18189	CSO = 6405	Insert only.	Pos. 1.	CSN = 291783	CSO = 19176		
15.03.2004	21004	51	8365	43	CERTIFICATE OF AIRWORTHINESS - RENEWAL		CSN = 18610	CSO = 6914						
20.03.2006	24344	45	10405	44	CERTIFICATE OF AIRWORTHINESS - RENEWAL		CSN = 20649	CSO = 9933						
20.09.2005	23745	95	11906	04	CERTIFICATE OF AIRWORTHINESS - RENEWAL		CSN = 21643	CSO = 9944						
18.10.06	17623	52	13954	14	CERTIFICATE OF AIRWORTHINESS - RENEWAL		CSN = 23438	CSO = 11742						
24.3.2007	19125	15	15505	47	ENGINE REMOVED FROM ALERON 297 POS 1 (OK-XFB)		CSN = 24807	CSO = 13111						

RGB Service Record



Date	RGB SN	Model	TSN	CSN	TSO	CSO	WO
10 July 2007	124367	PW124B	29175:15	24807	0	0	056 07 003

OVERHAUL AND TESTRUN BY EADS SECA CARRIED OUT. AD'S AND SERVICE BULLETINS HAVE BEEN CHECKED. REF. PWC MM P/N 3037332, REV.36, PWC OHM P/N 3037333, REV.24 AND PWC CIRP P/N 3043515, REV.15.

Jörg Baumgärtner Technical Documentation *J. Baumgärtner*

EASA Approval No. DE 145.0015  
FAA Approval No. L7AY596J

22.7.2007	19175	15'	Ø	Ø	RGB INSTALLED ON O/C OK-XFB (CSN 203)	pos. 1	CSN = 24807	CSO =						
9.4.2008	30666	12	1490	57	CERTIFICATE OF AIRWORTHINESS-RENEWAL		CSN = 16144	CSO = 13334						
19.4.2009	33222	52	14047	47	CERTIFICATE OF AIRWORTHINESS-RENEWAL		CSN = 18429	CSO = 3622						
19.11.09	34801	25'	5027	08	ENGINE REMOVED FROM ALERON 303 (OK-XFB)	pos. 1.	CSN = 291783	CSO = 19176						

CARRIED FORWARD

MAXIMUM HOURS BETWEEN OVERHAULS \_\_\_\_\_ HOURS.

TOTAL THIS PAGE		
TOTAL FROM PREVIOUS SUMMARY		
TOTAL SINCE MFG.		

Issue Date : 27.JUN.2007  
 Engine Serial Number: 124367  
 AERO Work Order: 056 07 003  
 Customer Work Order: 75075/4062

**Missing Parts, Bare Engine**



Incoming				Outgoing		
IPC Chapter	Part	Quantity	IPC Chapter	Part	Quantity	
72-01-30	Intercompressor Bleed Valve (IBV)	1	72-01-30	Intercompressor Bleed Valve (IBV)	1	
72-01-30	Servo Valve, IBV	1	72-01-30	Servo Valve, IBV	1	
72-01-40	Fuel Control	1	72-01-40	Fuel Control	1	
72-01-40	Fuel Pump	1	72-01-40	Clamp, Fuel Pump Attaching	1	
72-01-30	Tube, Air Press. Sensing, OSG	1	72-01-40	Fuel Pump	1	
			72-01-40	Fuel Heater	1	
			72-01-30	Tube, Air Press. Sensing, OSG	1	
			72-01-40	Tube, Fuel Pressure Motive Flow	1	



Issue Date : 10.JUL.2007  
Engine Serial Number: 124367  
AERO Work Order: 056 07 003  
Customer Work Order: 75075/4062

### Accessories, Bare Engine



Item	Part Number	Serial Number	Remarks
1 Electronic Engine Control	805813-1-005L5	91120617	Inspected / Tested
2 Autofeather Unit	30048-0000-12	944	Inspected / Tested
3 Intercompressor Bleed Valve (IBV)	N/A	N/A	Missing Part
4 Servo Valve, IBV	N/A	N/A	Missing Part
5 Fuel Control	N/A	N/A	Missing Part
6 Fuel Pump	N/A	N/A	Missing Part
7 Fuel Heater	N/A	N/A	Missing Part
8 Overspeed Governor (OSG)	8210-161C	1991139	Inspected / Tested
9 Hydraulic Pump, OSG	8210-286	2479752B	Inspected / Tested
10 Fuel Cooled Oil Cooler (FCOC)	3118263-01	W/A4276	Inspected / Tested
11 Ignition Exciter Box, forward	9049400-1	NN95251255	Inspected / Tested
12 Ignition Exciter Box, aft	9049400-1	NA04057786	Inspected / Tested
13 Harness, Wiring, Main	3116993-02	AA78972	New
14 Probe, Pulse Pick Up, NL	3033509	CH8480	Overhauled
15 Probe, Pulse Pick Up, NH, upper	3039242	CH18931	Overhauled
16 Probe, Pulse Pick Up, NH, lower	3033515	1Y060	Overhauled
17 Probe, NP Pulse Pick Up	3039242	CH12090	Overhauled
18 Sensor, Torque LH	3115558-01	MM2184	Overhauled
19 Sensor, Torque RH	3108238-01	5X689	Overhauled
20 Flow Divider & Dump Valve	3118512-01	1864	Overhauled



Issue Date : 10.JUL.2007  
 Engine Serial Number: 124367  
 AERO Work Order: 056 07 003  
 Customer Work Order: 75075/4062

**RGB Module Findings**  
 Module S/N: 124367



Off Log		On Log	
Part	Findings / Actions	Part	Status / Remarks
Seal, Propeller Brake/Lip Seal P/N 3110943-01	Discarded by disassy, lip seal damaged.	Seal, Propeller Brake/Lip Seal P/N 3110943-01	New
Washer, Key, SIX-HOLE, Brg. No. 15 P/N 3116894-01	Discarded.	Washer, Key, SIX-HOLE, Brg. No. 15 P/N 3116894-01	New
Sleeve BRG 14 LH P/N 3104960-01	Inner Dia. + axis out of limit.	Sleeve BRG 14 LH P/N 3104960-01	New
14 BRG Sleeve R/H P/N 3104960-01	Inner Dia. + axis out of limit.	14 BRG Sleeve R/H P/N 3104960-01	New
Coupling, Propeller Brake P/N 3119127-01	Cluster of pits and dents on sealing surface.	Coupling, Propeller Brake P/N 3119127-01	New



Issue Date : 10.JUL.2007  
 Engine Serial Number: 124367  
 AERO Work Order: 056 07 003  
 Customer Work Order: 75075/4062

## RGB Module Findings

Module S/N: 124367



Off Log		On Log	
Part	Findings / Actions	Part	Status / Remarks
Bearing No.15 P/N 3111931-01 S/N 85B043	Load path indication at inner- and outer race. Cluster of pits and pits at inner and outer race.	Bearing No.15 P/N 3106213-01 S/N FCN182952	New
Bearing No.19 P/N 3114375-01 S/N RH10026	Load path indication at outer race. Cluster of pits and pits at inner- and outer race.	Bearing No.19 P/N 3113781-01 S/N FCN176216	New
Propeller Shaft P/N 3111625-02 S/N 3R614	SB21713 and dim check required. Deterioration of the protective coating. Dia 1A, 2, 3, 4, 5, 6B under Limit.	Propeller Shaft P/N 3111625-02 S/N 1N103	Exchanged / Overhauled / Modified
Bull Gear P/N 3114812-01 S/N 32C758	Spalling (frosting) at a lot of gear teeth.	Bull Gear P/N 3114812-01 S/N A001BNYY	New
Gear, Pinion LH P/N 3114852-01 S/N 12C003	Spalling at gear teeth.	Gear, Pinion LH P/N 3116580-01 S/N PKAAA043369	New
Inputshaft P/N 3121934-01 S/N A000CPY	SB 21604 required.	Inputshaft P/N 3052895-01 S/N RWA26A980	New
Seal Runner, Prop. Shaft P/N 3110472-02	Circumferential score at sealing surface.	Seal Runner, Prop. Shaft P/N 3110472-02	New
Nut, Bearing Retaining, Brg. No. 9 P/N 3101166-10	Discarded i.a.w. SB21619.	Nut, Bearing Retaining, Brg. No. 9 P/N 3045485-01	New
Bearing No.23 Rear, Alternator Gearshaft P/N 3101362-01 S/N 31C234	Circumferential score at roller end.	Bearing No.23 Rear, Alternator Gearshaft P/N 3101362-01 S/N FAA0636965	New
Bearing No.20 Front, OSG Drive P/N 3101636-01 S/N 29C741	Circumferential score at roller.	Bearing No.20 Front, OSG Drive P/N 3112368-01 S/N FAA0717252	New
Sleeve, Prop. Thrust Bearing No 18/19 P/N 3113636-01 S/N 8210	Axis out of limit. Nickel plate repair carried out by AEM. Final machining per 72-1-80, repair 03/ config-3.	Sleeve, Prop. Thrust Bearing No 18/19 P/N 3113636-01 S/N N/A	New
Sleeve, Prop. Shaft Bearing No 15 P/N 3117928-01	Inner dia out of limit.	Sleeve, Prop. Shaft Bearing No 15 P/N 3050079-01	New



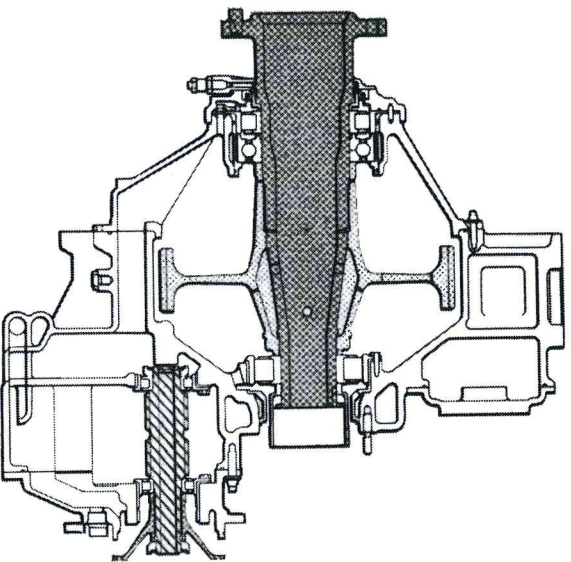
Issue Date: 10.Jul.2007  
Engine Serial Number: 124 367  
AERO Work Order: 056 07 003  
Customer Work Order: 75075/4062

## Overview, RGB Module

Module S/N: 124 367



Part Number	Serial Number	TSN	CSN	TSO	CSO	STATUS
3037280	124 367	29175:15	24807	0	0	Overhauled / Modified



Issue Date : 10.JUL.2007  
 Engine Serial Number: 124367  
 AERO Work Order: 056 07 003  
 Customer Work Order: 75075/4062

**TMM Module Findings**  
 Module S/N: 124367



Attaching Parts

Off Log		On Log	
Part	Findings / Actions	Part	Status / Remarks
Adapter, Thermocouple, T6, Pos.3 P/N NOT VISIBLE S/N NV	Retainintring burnt.	Adapter, Thermocouple, T6, Pos.3 P/N OFF-LOG ONLY	One piece thermocouple installed
Adapter, Thermocouple, T6, Pos.4 P/N NOT VISIBLE S/N NV	Retainintring burnt.	Adapter, Thermocouple, T6, Pos.4 P/N OFF-LOG ONLY	One piece thermocouple installed
Adapter, Thermocouple, T6, Pos.5 P/N NOT VISIBLE S/N NV	Sealring loose.	Adapter, Thermocouple, T6, Pos.5 P/N OFF-LOG ONLY	One piece thermocouple installed
Adapter, Thermocouple, T6, Pos.6 P/N 3119255-01 S/N NR36297	Retainintring burnt.	Adapter, Thermocouple, T6, Pos.6 P/N OFF-LOG ONLY	One piece thermocouple installed
Adapter, Thermocouple, T6, Pos.7 P/N 3119255-01 S/N NR36300	Retainintring burnt.	Adapter, Thermocouple, T6, Pos.7 P/N OFF-LOG ONLY	One piece thermocouple installed
Adapter, Thermocouple, T6, Pos.8 P/N 3119255-01 S/N NR36857	Retainintring burnt.	Adapter, Thermocouple, T6, Pos.8 P/N OFF-LOG ONLY	One piece thermocouple installed
Adapter, Thermocouple, T6, Pos.9 P/N 3119255-01 S/N EM7585456	Sealring loose.	Adapter, Thermocouple, T6, Pos.9 P/N OFF-LOG ONLY	One piece thermocouple installed

Fuel Nozzles & Flow Divider

Off Log		On Log	
Part	Findings / Actions	Part	Status / Remarks
Nozzle, Fuel Prim. & Sec., Pos. 10 P/N 3045778-01 S/N A18639	Nozzle seized.	Nozzle, Fuel Prim. & Sec., Pos. 10 P/N 3045778-01 S/N PHH4079	Exchanged / Overhauled



Issue Date : 10.JUL.2007  
 Engine Serial Number: 124367  
 AERO Work Order: 056 07 003  
 Customer Work Order: 75075/4062

**TMM Module Findings**  
 Module S/N: 124367



Attaching Parts

Off Log		On Log	
Part	Findings / Actions	Part	Status / Remarks
Thermocouple, T6, Pos. 2 P/N 3119252-01 S/N NR343393	Failed insulation check.	Thermocouple, T6, Pos. 2 P/N 3058293-01 S/N EM099643	New
Thermocouple, T6, Pos. 3 P/N 3119252-01 S/N NR34256	Failed insulation check.	Thermocouple, T6, Pos. 3 P/N 3058293-01 S/N EM099574	New
Thermocouple, T6, Pos. 4 P/N 3119252-01 S/N NR34277	Failed insulation check.	Thermocouple, T6, Pos. 4 P/N 3058293-01 S/N EM096058	New
Thermocouple, T6, Pos. 5 P/N 3119252-01 S/N NR14616	Failed insulation check.	Thermocouple, T6, Pos. 5 P/N 3058293-01 S/N EM099537	New
Thermocouple, T6, Pos. 6 P/N 3120518-01 S/N NR34264	Failed insulation check.	Thermocouple, T6, Pos. 6 P/N 3058293-01 S/N EM096072	New
Thermocouple, T6, Pos. 7 P/N 3119252-01 S/N NR3432	Failed insulation check.	Thermocouple, T6, Pos. 7 P/N 3058293-01 S/N EM099570	New
Thermocouple, T6, Pos. 8 P/N 3119252-01 S/N NR12415	Failed insulation check.	Thermocouple, T6, Pos. 8 P/N 3058293-01 S/N EM096509	New
Thermocouple, T6, Pos. 9 P/N 3119252-01 S/N NR12274	Failed insulation check.	Thermocouple, T6, Pos. 9 P/N 3058293-01 S/N EM099628	New
Adapter, Thermocouple, T6, Pos. 1 P/N 3119255-01 S/N NR36242	Retainingring burnt	Adapter, Thermocouple, T6, Pos. 1 P/N OFF-LOG ONLY	One piece thermocouple installed
Adapter, Thermocouple, T6, Pos. 2 P/N 3119255-01 S/N NR37189	Retainingring burnt.	Adapter, Thermocouple, T6, Pos. 2 P/N OFF-LOG ONLY	One piece thermocouple installed







Issue Date : 10.JUL.2007

Engine Serial Number: 124367

AERO Work Order: 056 07 003

Customer Work Order: 75075/4062

### TMM Module Findings

Module S/N: 124367



**Lufthansa Technik**  
AERO Alzey

#### Exhaust Duct

Off Log		On Log	
Part	Findings / Actions	Part	Status / Remarks
Seal, Labyrinth, Knifeedge, Brg. No.7 P/N 3113747-02	Knife edge worn, out of limit.	Seal, Labyrinth, Knifeedge, Brg. No.7 P/N 3113747-02	New
Sealing, Metal, 2nd. PT-Stator P/N 3112233-01	Fretting at pressure side out of limit.	Sealing, Metal, 2nd. PT-Stator P/N 3112233-01	New
Duct, Turbine Exhaust P/N 3116840-01 S/N 298	Cracked at struts and mounting flange as marked.	Duct, Turbine Exhaust P/N 3116840-01 S/N A000X39C	Exchanged / Overhauled

#### Attaching Parts

Off Log		On Log	
Part	Findings / Actions	Part	Status / Remarks
Tube, Transfer, Oil, Vent.-Sc.&Pr. Tube/Brg. No.6&8 P/N 3111243-01	3ea sealing groove worn.	Tube, Transfer, Oil, Vent.-Sc.&Pr. Tube/Brg. No.6&8 P/N 3111243-01	3ea Exchanged / Overhauled
Tube, Sealing, Brg. No.6&7 Transfer Tube P/N 3106825-01	3ea chaffing at tube wall, out of limit.	Tube, Sealing, Brg. No.6&7 Transfer Tube P/N 3106825-01	3ea New
Tube, Sealing, Brg. No.5Vent-&ICC Drain Tube/TSC P/N 3104870-01	2ea chaffing marks at tubewall.	Tube, Sealing, Brg. No.5Vent-&ICC Drain Tube/TSC P/N 3104870-01	2ea New
Blanket Insulation, TSC, lower P/N 3107003-01	Blanket cracked and burnt through.	Blanket Insulation, TSC, lower P/N 3117656-01	New
Blanket Insulation, TSC, LH P/N 3107001-01	Blanket cracked and burnt through.	Blanket Insulation, TSC, LH P/N 3117658-01	New
Plug, Igniter, LH P/N CH34817	Insulator broken.	Plug, Igniter, LH P/N CH34817	New
Plug, Igniter, RH P/N CH34817	Insulator broken.	Plug, Igniter, RH P/N CH34817	New
Thermocouple, T6, Pos. 1 P/N 3119254-01 S/N NR1232	Failed insulation check.	Thermocouple, T6, Pos. 1 P/N 3058293-01 S/N EM096489	New



Issue Date : 10.JUL.2007

Engine Serial Number: 124367

AERO Work Order: 056 07 003

Customer Work Order: 75075/4062

### TMM Module Findings

Module S/N: 124367



#### Outer and Inner Liner

Off Log		On Log	
Part	Findings / Actions	Part	Status / Remarks
Liner, Outer P/N 3052959-01 S/N 7F129	Cracked and burnt at cooling rings with missing material. Cracked at base material as marked. All Shanknuts bad.	Liner, Outer P/N 3052959-01 S/N 8K174	Exchanged / Overhauled
Liner, Inner P/N 3048934-01 S/N 7E442	Cracked and burnt at cooling rings.	Liner, Inner P/N 3048934-01 S/N 8E692	Exchanged / Overhauled

#### Fuel Manifolds Attaching Parts

Off Log		On Log	
Part	Findings / Actions	Part	Status / Remarks
Tube, Transfer, Fuel, Manifold Drain P/N 3116108-01	Tube bent.	Tube, Transfer, Fuel, Manifold Drain P/N 3044778-01	New
Tube, Transfer, Fuel, Manifold Press. P/N 3044777-01	Tea bent	Tube, Transfer, Fuel, Manifold Press. P/N 3044777-01	Tea New

#### First PT Stator

Off Log		On Log	
Part	Findings / Actions	Part	Status / Remarks
Stator, 1st Stage PT P/N 3045073CL S/N 2D369	Baffle removed. Cracked at Lug's.	Stator, 1st Stage PT P/N 3045073CL S/N 3R360	Exchanged / Overhauled
Ring (upper), 1. PT-Stator, Retaining P/N 3051005-01	Anti rotation lugs worn.	Ring (upper), 1. PT-Stator, Retaining P/N 3051005-01	New
Ring (lower), 1. PT-Stator, Retaining P/N 3051006-01	Anti rotation lugs worn and stepped.	Ring (lower), 1. PT-Stator, Retaining P/N 3051006-01	New

2268603  
Lufthansa Technik AERO

Issue Date : 10.JUL.2007

Engine Serial Number: 124367

AERO Work Order: 056 07 003

Customer Work Order: 75075/4062

### TMM Module Findings

Module S/N: 124367



#### Interstage Case Assy

Off Log		On Log	
Part	Findings / Actions	Part	Status / Remarks
Blanket, Insulation, Interstage Case P/N 3108011-01	Blanket cracked and burnt.	Blanket, Insulation, Interstage Case P/N 3108011-01	New

#### Grinding Parts

Off Log		On Log	
Part	Findings / Actions	Part	Status / Remarks
Shroud, Segment HPT P/N 3043077CL9	12ea Irregular surface, erosion and rub marks. 2ea Irregular surface and curling.	Shroud, Segment HPT P/N 3043077CL5	14ea New
Sealring, Metal, LP-Stator, front P/N 3112229-01	Fretting.	Sealring, Metal, LP-Stator, front P/N 3118182-01	New
Stator, LPT P/N 305632CL02 S/N T0077	Cracked at L/E, T/E and outer shroud.	Stator, LPT P/N 305632CL S/N 9N967	Exchanged / Overhauled
Shroud, Segment LPT P/N 3039186CL12	14ea Irregular surface, erosion + rub marks.	Shroud, Segment LPT P/N 3039186CL11	14ea Exchanged / Overhauled

#### HP Vane Ring Assy

Off Log		On Log	
Part	Findings / Actions	Part	Status / Remarks
Vane, Segment HP (Triple) P/N 3044921CL0230	6ea cracked at T/E, inner and outer shroud lips. 6ea coating loss.	Vane, Segment HP (Triple) P/N 3044921CL0230	5ea Exchanged / Overhauled 1ea New



Issue Date : 10.JUL.2007  
 Engine Serial Number: 124367  
 AERO Work Order: 056 07 003  
 Customer Work Order: 75075/4062

**TMM Module Findings**  
 Module S/N: 124367



HP-Turbine Assy

Off Log		On Log	
Part	Findings / Actions	Part	Status / Remarks
Cover, Front, HP-Turbine P/N 3039640 S/N A0002ARC	Replaced due to low remaining life time.	Cover, Front, HP-Turbine P/N 3039640 S/N A0025R0A	New
Blade, HP-Turbine P/N 3115601-01 S/N Various	38ea replaced due to low remaining life time.	Blade, HP-Turbine P/N 3115601-01 S/N Various	38ea New
Bolt, T-Head, HPT-Stubshaft P/N 3119838-02	5ea replaced due to access.	Bolt, T-Head, HPT-Stubshaft P/N 3119838-02	5ea New
Shaft, Stub HP P/N 3044553-01 S/N 46A112	Several dias out of limit.	Shaft, Stub HP P/N 3056244-01 S/N PKAAA063991	New
Nut, HPT-Stubshaft P/N 01R3109640-01	High torque value. Antigalling performed.	Nut, HPT-Stubshaft P/N 3059670-01	New

LP-Turbine Assy

Off Log		On Log	
Part	Findings / Actions	Part	Status / Remarks
Blade, LP-Turbine P/N 3122702-01	5ea cracked at Blade air foil as marked. 17ea failed creep check.	Blade, LP-Turbine P/N 3122702-01	22ea New
Bearing, No.6 P/N 3107849-03 S/N FC119434	Pits and corrosion at severall rollers.	Bearing, No.6 P/N 3107849-03 S/N FCN178107	New
Nut, Brg. No.6, Rotor P/N 3115907-01	Knife edge worn out of limit.	Nut, Brg. No.6, Rotor P/N 3115907-01	New



Issue Date : 10.JUL.2007  
 Engine Serial Number: 124367  
 AERO Work Order: 056 07 003  
 Customer Work Order: 75075/4062

**TMM Module Findings**  
 Module S/N: 124367



**Air System**

Off Log		On Log	
Part	Findings / Actions	Part	Status / Remarks
Tube, Transfer, Air, ICC/P2.5 Outlet P/N 3107314-01	Chafing marks at tubewall - out of limit.	Tube, Transfer, Air, ICC/P2.5 Outlet P/N 3107314-01	New

**Power Turbine Section**

Off Log		On Log	
Part	Findings / Actions	Part	Status / Remarks
Bolt, T-Head, PT-Assy P/N 3104751-01	10ea SFT damaged.	Bolt, T-Head, PT-Assy P/N 3104751-01	10ea Exchanged / Overhauled
Seal, Air, Knifeedge, PT Rotor P/N 3106225-01	Knife edge worn out of limit.	Seal, Air, Knifeedge, PT Rotor P/N 3106225-01	New
Disk, PT 1st Stage P/N 3038513 S/N 17A320	CY-21-96-131-Marked. Stored in Customer Stock.	Disk, PT 1st Stage P/N 3038513 S/N A00277ND	New
Blade, 1st Stage PT P/N 3120983-01	13ea cracked due to FOD as marked. 53ea heavy rubbing at blade tip (blade tip too short).	Blade, 1st Stage PT P/N 3120983-01	66ea New
Seal, Air, Interturbine, PT P/N 3121494-01	Knife edge worn out of limit.	Seal, Air, Interturbine, PT P/N 3071176-01	New
Disk, PT 2nd Stage P/N 3033914 S/N 15A620	CY-21-96-131-Marked. Stored in Customer Stock.	Disk, PT 2nd Stage P/N 3033914 S/N A0026W3R	New
Blade, 2nd Stage PT P/N 3113304-01	2ea nick and dents at airfoil out of limit.	Blade, 2nd Stage PT P/N 3113304-01	2ea Exchanged / Overhauled
Blade, 2nd Stage PT P/N 3104104-01	3ea nick and dents at airfoil out of limit.	Blade, 2nd Stage PT P/N 3113304-01	3ea Exchanged / Overhauled
Blade, 2nd Stage PT P/N 3104104-01	10ea rivet slot flaring out of limit.	Blade, 2nd Stage PT P/N 3113304-01	10ea Exchanged / Overhauled
Bolt, Interstage Air Seal, PT P/N 3106405-01	3ea replaced due to access.	Bolt, Interstage Air Seal, PT P/N 3106405-01	3ea New

Issue Date : 10.JUL.2007  
 Engine Serial Number: 124367  
 AERO Work Order: 056 07 003  
 Customer Work Order: 75075/4062

**TMM Module Findings**  
 Module S/N: 124367



Tubes

Off Log		On Log	
Part	Findings / Actions	Part	Status / Remarks
Tube, Oil Scavenge, No. 6 & 7 Brg. P/N 3034778	Dent at tubewall, out of limit.	Tube, Oil Scavenge, No. 6 & 7 Brg. P/N 3034778	New
Tube, Oil Vent, No. 6 & 7 Brg. P/N 3035255	Dent at tubewall, out of limit.	Tube, Oil Vent, No. 6 & 7 Brg. P/N 3035255	New
Tube, Oil Pressure, Rear Inlet Case P/N 3034766	Dent at tubewall, out of limit.	Tube, Oil Pressure, Rear Inlet Case P/N 3034766	New
Tube, Oil Pr, Fuel Heater to Coupling P/N 3037887	Nicks and dents at tubewall out of limit.	Tube, Oil Pr, Fuel Heater to Coupling P/N 3037887	New

Electrical System

Off Log		On Log	
Part	Findings / Actions	Part	Status / Remarks
Harness, Wiring, Main P/N 3114890-01 S/N NV	Replaced i.a.w. SB 21463.	Harness, Wiring, Main P/N 3116993-02 S/N AA78972	New

Ignition & Indication System

Off Log		On Log	
Part	Findings / Actions	Part	Status / Remarks
Cable, T6 Trim P/N 3037448 S/N N00060	Braid and cable insulation char'd. Failed insulation check.	Cable, T6 Trim P/N 3037448 S/N NR01720	New





Issue Date : 10.JUL.2007  
 Engine Serial Number: 124367  
 AERO Work Order: 056 07 003  
 Customer Work Order: 75075/4062

**TMM Module Findings**  
 Module S/N: 124367



Filter Bypass & Pressure Relief Valve Assy

Off Log		On Log	
Part	Findings / Actions	Part	Status / Remarks
Indicator/Switch, Diff. Press., Main Oil Filter P/N 3034338 S/N 2587	Functional check failed (no indication).	Indicator/Switch, Diff. Press., Main Oil Filter P/N 3034338 S/N 9447	New
Filter Element, Oil P/N 3059255-01	Filter found in dirty condition.	Filter Element, Oil P/N 3059254-01	New

RGB Scavenge Oil Filter & Bypass Valve

Off Log		On Log	
Part	Findings / Actions	Part	Status / Remarks
Filter Element, Oil P/N 3029315	Filter in dirty condition.	Filter Element, Oil P/N 3029315	New

Oil Tank Pressure Filling System

Off Log		On Log	
Part	Findings / Actions	Part	Status / Remarks
Filler, Cap P/N 3037375	Cap cracked. SB 21720 performed.	Filler, Cap P/N 3037749	New

Tubes

Off Log		On Log	
Part	Findings / Actions	Part	Status / Remarks
Tube, Oil Pressure to RGB P/N 3037749	Dent at tubewall, out of limit.	Tube, Oil Pressure to RGB P/N 3037749	New
Tube, Oil Press., No. 6 & 7 Brg. aft P/N 3038353	Dent at tubewall, out of limit.	Tube, Oil Press., No. 6 & 7 Brg. aft P/N 3038353	New

Issue Date : 10.JUL.2007  
 Engine Serial Number: 124367  
 AERO Work Order: 056 07 003  
 Customer Work Order: 75075/4062

**TMM Module Findings**  
 Module S/N: 124367



GGC / ICC Assy

Off Log		On Log	
Part	Findings / Actions	Part	Status / Remarks
Case, Intercompressor P/N 01R3115018-01 S/N 5E674	Dia U is out of limit. Transfer tube mating Dia and face worn.	Case, Intercompressor P/N 01R3115018-01 S/N 5E817	Exchanged / Overhauled / Modified
Bearing No.30, Tower shaft, lower P/N 3106684-01 S/N FAA0316521	Discarded.	Bearing No.30, Tower shaft, lower P/N 3106684-01 S/N FAA0706459	New
Bearing No.28 Roller, Front, Angle Dr. Adapter P/N 3107496-01 S/N FC129420	Discarded.	Bearing No.28 Roller, Front, Angle Dr. Adapter P/N 3107496-01 S/N FCN185268	New
Bearing No.29 Roller, Tower shaft, upper P/N 3107496-01 S/N FC129423	Discarded as per SIL PW 100-104.	Bearing No.29 Roller, Tower shaft, upper P/N 3107496-01 S/N FCN185268	New
Gear, Spiral Bevel, Angle Drive P/N 3111969-01 S/N 47C093	Discarded as per O/H manual.	Gear, Spiral Bevel, Angle Drive P/N 3111969-01 S/N PKAAA062842	New
Housing, Airseal, HP Impeller P/N 3119967-01	Pre-mach. limit exceeded.	Housing, Airseal, HP Impeller P/N 3119967-01	Exchanged / Overhauled
Housing, Airseal, Brg. No.5 P/N 3116829-01	Airseal dia. worn and damaged.	Housing, Airseal, Brg. No.5 P/N 3116829-01	New
Case, Gas Generator P/N 16R3113395-01 S/N 5D428	Cracked at Brg. #5 area and firewall support ring. All Shanknuts and helicoils bad.	Case, Gas Generator P/N 30R3113428-01 S/N 4E629	Exchanged / Overhauled
Blanket, Insulation, GGC aft upper P/N 3107008-01	Blanket cracked and burnt through.	Blanket, Insulation, GGC aft upper P/N 3107008-01	New
Blanket, Insulation, GGC aft lower P/N 3112097-01	Blanket cracked and burnt through.	Blanket, Insulation, GGC aft lower P/N 3112097-01	New
Blanket, Insulation, GGC aft LH P/N 3112098-01	Blanket cracked and burnt through.	Blanket, Insulation, GGC aft LH P/N 3112098-01	New
Blanket, Insulation, GGC aft RH P/N 3106998-01	Blanket cracked and burnt through.	Blanket, Insulation, GGC aft RH P/N 3118454-01	New





Issue Date : 10.JUL.2007  
 Engine Serial Number: 124367  
 AERO Work Order: 056 07 003  
 Customer Work Order: 75075/4062

**TMM Module Findings**  
 Module S/N: 124367



PT-Shaft Assy

Off Log		On Log	
Part	Findings / Actions	Part	Status / Remarks
Seal, Carbon, PT-Shaft P/N 3112206-01	Zea sealing surface scored and rough.	Seal, Carbon, PT-Shaft P/N 3112206-01	Zea New

Front Inlet Case Assy

Off Log		On Log	
Part	Findings / Actions	Part	Status / Remarks
Cover, Access, Front Inlet Case P/N 3114435-01	Transferred to W/O 05607007.	Cover, Access, Front Inlet Case P/N 3118214-01	Exchanged / Overhauled Ex W/O 05607007

Test Components

Off Log		On Log	
Part	Findings / Actions	Part	Status / Remarks
Fuel Heater P/N 10839F S/N WA4548	Transferred to customer.	Fuel Heater P/N OFF-LOG ONLY	Missing Part
Inlet Filter Element, Fuel Heater P/N 3059776-01	Filter in dirty condition. Bubble point test in MM.	Inlet Filter Element, Fuel Heater P/N 3059776-01	New
Bracket Assy, Oil Pressure Transmitter Support P/N 3111688-01	Cracked as marked.	Bracket Assy, Oil Pressure Transmitter Support P/N 3111688-01	New

Scavenge & Main Oil Pressure Pump

Off Log		On Log	
Part	Findings / Actions	Part	Status / Remarks
Shaft, RGB Scav. Pump Drive P/N 3104291-02	Sent to customer stock. Part is Pre SB21732.	Shaft, RGB Scav. Pump Drive P/N 3071418-01	New



Issue Date : 10.JUL.2007  
 Engine Serial Number: 124367  
 AERO Work Order: 056 07 003  
 Customer Work Order: 75075/4062

**TMM Module Findings**  
 Module S/N: 124367



GGC / ICC Assy

Off Log		On Log	
Part	Findings / Actions	Part	Status / Remarks
Shield, Bearing No.30 P/N 3106695-01	No tight fit at installation.	Shield, Bearing No.30 P/N 3106695-01	New

Air Switching Valve

Off Log		On Log	
Part	Findings / Actions	Part	Status / Remarks
Piston, P2.5/3-Switching Valve P/N 3108482-02 S/N N/A	Piston ring groove worn.	Piston, P2.5/3-Switching Valve P/N 3108482-02	New
Valve, P2.5/P3 Switching Valve P/N 3108485-01	Both bushings worn.	Valve, P2.5/P3 Switching Valve P/N 3108485-01	Exchanged / Overhauled
Guide Pin, Piston P2.5&P3 P/N 3113250-01	Pin end worn.	Guide Pin, Piston P2.5&P3 P/N 3113250-01	New

Rear Inlet Case Assy

Off Log		On Log	
Part	Findings / Actions	Part	Status / Remarks
Seal, Carbon, AGB, Front P/N 3112251-01	Sealing surface worn.	Seal, Carbon, AGB, Front P/N 3112251-01	New
Gear, Bevel, Oil Pump Dr./Oil Pump Shaft P/N 3109331-01 S/N A0000EW9	Gear teeth contact surfaces worn. B/L .0042.	Gear, Bevel, Oil Pump Dr./Oil Pump Shaft P/N 3109331-01 S/N PKAA0086535	New
Bearing No.24 Roller, Rear, Start.Gen.Drive, AGB- P/N 3112368-01 S/N FA0314155	Fluting at roller.	Bearing No.24 Roller, Rear, Start.Gen.Drive, AGB- P/N 3112368-01 S/N FAA0715611	New
Gearshaft, Starter Gen. Drive Spur P/N 3110690-01	Fluting at brg journal.	Gearshaft, Starter Gen. Drive Spur P/N 3110690-01	New

HAERO  
 226660-0  
 TECHDOG  
 Page 3 of 14

Issue Date : 10.JUL.2007  
 Engine Serial Number: 124367  
 AERO Work Order: 056 07 003  
 Customer Work Order: 75075/4062

**TMM Module Findings**  
 Module S/N: 124367



**HP-Compressor Assy**

Off Log		On Log	
Part	Findings / Actions	Part	Status / Remarks
Nut, Retaining, Brg. No.4 P/N 3112674-01	Anti galling missing.	Nut, Retaining, Brg. No.4 P/N 3112674-01	Exchanged / Overhauled
Bearing, No.4 P/N 3111618-01 S/N BB0031838	Pits and corrosin at brg. ball; turned rough.	Bearing, No.4 P/N 3111618-01 S/N BB0053947	New
Seal, Air, Knifeedge, Brg.No.4 P/N 3103324-01	Knife edge worn, out of limit.	Seal, Air, Knifeedge, Brg.No.4 P/N 3103324-01	New
Impeller, HP P/N 3043293 S/N A0001KPN	Replaced due to low remaining life time.	Impeller, HP P/N 3043293 S/N A0026D60	New
Seal, Air&Oil, Brg.No.5 P/N 3121089-01	Several dias and roundness under limit.	Seal, Air&Oil, Brg.No.5 P/N 3121089-01	Exchanged / Overhauled
Bearing, No.5 P/N 3121708-01 S/N FC130151	Circumferential score at roller and corrosion at outer race.	Bearing, No.5 P/N 3121708-01 S/N FCN183589	New

**LP-Compressor Assy**

Off Log		On Log	
Part	Findings / Actions	Part	Status / Remarks
Impeller, LP P/N 3038060 S/N A0001K6L	Replaced due to low remaining life time.	Impeller, LP P/N 3038060 S/N A00263P4	New
Seal, Air, Knifeedge, Brg. No.3 P/N 3115113-01	Knife edge worn, out of limit.	Seal, Air, Knifeedge, Brg. No.3 P/N 3115113-01	New
Bearing, No.3 P/N 3112489-01 S/N FC128849	Pits and corrosion at brg. ball; turned rough.	Bearing, No.3 P/N 3112489-01 S/N FCN187277	New
Adjusting Spacer P/N 3043303	Knife edges 0,07mm out of Limit.	Adjusting Spacer P/N 3043303CL	New



Issue Date: 10.Jul.2007

Engine Serial Number: 124 367

AERO Work Order: 056 07 003

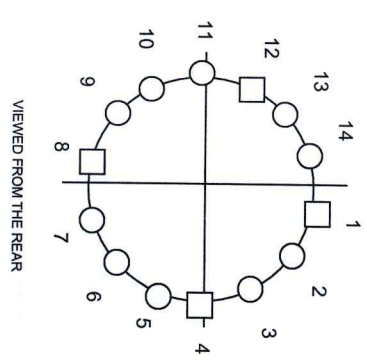
Customer Work Order: 75075/4062

# Fuel Manifold Adapter Report



Pos	P/N	S/N	Incoming		Outgoing									
			Primary Flow (pph)	Secondary Flow (pph)	Primary Spray Angle	Secondary Spray Angle	STATUS	STATUS						
1	3045667	F2020		37,41	63	A	X	X	P	3045667	F2020	S	O	
2	3045778-01	A17074	7,81	32,10	71	A	64	B	X	X	A17074	A17074	S	O
3	3045778-01	PHH2700	8,10	32,45	68	B	66	A	X	X	PHH2700	PHH2700	S	O
4	3038108	000C0832		36,80			60	B	X	X	3038108	000C0832	S	O
5	3045778-01	A17651		31,67	67	B	53	B	O	X	3045778-01	A17651	S	O
6	3045778-01	PHH2635	7,78	32,41	72	A	65	A	X	X	3045778-01	PHH2635	S	O
7	3045778-01	PHH2622	7,93	32,64	70	A	62	A	X	X	3045778-01	PHH2622	S	O
8	3045786-01	PHK0324		37,96			67	A	X	X	3045786-01	PHK0324	S	O
9	3045778-01	PHH2642		31,58	63	B	62	A	O	X	3045778-01	PHH2642	S	O
10	3045778-01	A18639	7,66	32,07	68	A	63	A	X	O	3045778-01	PHH4079	E	O
11	3045778-01	PHH2623	8,07	32,24	72	A	64	A	X	X	3045778-01	PHH2623	S	O
12	3038108	618A3028		36,56			64	A	O	X	3038108	618A3028	S	O
13	3045778-01	A16391	7,88	32,03	68	A	65	A	X	X	3045778-01	A16391	S	O
14	3045778-01	A18942	8,01	31,86	70	A	64	A	X	X	3045778-01	A18942	S	O

STATUS		Spray Angle (Degree)		Fuel Flow Limit (pph)	
1	Passed Test (X), Failed (O)				
2	Sealing Good (X), Sealing Bad (O)	Parker Hannifin		Parker Hannifin	
3	P D Delavan	Primary 65-88	Secondary 58-77	Primary 7,43-8,22	Secondary 31,20-32,80
4	S E Same Exchange	Delavan		Secondary only: 36,60-38,40	
5	F R N O Function Check Repaired New Part Overhauled	Primary 85-95	Secondary 67-77	Primary 7,43-8,22	Secondary 31,20-32,80
		Delavan		Secondary only: 36,60-38,40	



Remarks: Fuel Nozzles inspected i.a.w. SB 21429 and 21535, only spray quality "A & B" is acceptable

Issue Date : 10.JUL.2007  
 Engine Serial Number: 124367  
 AERO Work Order: 056 07 003  
 Customer Work Order: 75075/4062

### 1st Stage PT Blades



No.	Part Number	Serial Number	Status	TSN	CSN
1	3120983-01	HMP00271	New	0	0
2	3120983-01	HMP00331	New	0	0
3	3120983-01	HMP00334	New	0	0
4	3120983-01	HMP01530	New	0	0
5	3120983-01	HMP01537	New	0	0
6	3120983-01	HMP01541	New	0	0
7	3120983-01	HMP01563	New	0	0
8	3120983-01	HMP02314	New	0	0
9	3120983-01	HMP45081	New	0	0
10	3120983-01	HMP45084	New	0	0
11	3120983-01	HMP47472	New	0	0
12	3120983-01	HMP47487	New	0	0
13	3120983-01	HMP47951	New	0	0
14	3120983-01	HMP47987	New	0	0
15	3120983-01	HMP48056	New	0	0
16	3120983-01	HMP48057	New	0	0
17	3120983-01	HMP48064	New	0	0
18	3120983-01	HMP48082	New	0	0
19	3120983-01	HMP48424	New	0	0
20	3120983-01	HMP48468	New	0	0
21	3120983-01	HMP48473	New	0	0
22	3120983-01	HMP48479	New	0	0
23	3120983-01	HMP48483	New	0	0
24	3120983-01	HMP48498	New	0	0
25	3120983-01	HMP48590	New	0	0
26	3120983-01	HMP48598	New	0	0
27	3120983-01	HMP48615	New	0	0

No.	Part Number	Serial Number	Status	TSN	CSN
28	3120983-01	HMP48645	New	0	0
29	3120983-01	HMP48964	New	0	0
30	3120983-01	HMP49004	New	0	0
31	3120983-01	HMP49013	New	0	0
32	3120983-01	HMP49015	New	0	0
33	3120983-01	HMP49022	New	0	0
34	3120983-01	HMP49031	New	0	0
35	3120983-01	HMP49032	New	0	0
36	3120983-01	HMP49034	New	0	0
37	3120983-01	HMP49637	New	0	0
38	3120983-01	HMP49694	New	0	0
39	3120983-01	HMP49714	New	0	0
40	3120983-01	HMP49723	New	0	0
41	3120983-01	HMP49726	New	0	0
42	3120983-01	HMP49742	New	0	0
43	3120983-01	HMP49745	New	0	0
44	3120983-01	HMP49771	New	0	0
45	3120983-01	HMP49809	New	0	0
46	3120983-01	HMP49819	New	0	0
47	3120983-01	HMP49820	New	0	0
48	3120983-01	HMP49831	New	0	0
49	3120983-01	HMP49832	New	0	0
50	3120983-01	HMP49841	New	0	0
51	3120983-01	HMP49843	New	0	0
52	3120983-01	HMP49850	New	0	0
53	3120983-01	HMP49854	New	0	0
54	3120983-01	HMP49867	New	0	0



Issue Date : 10.JUL.2007  
 Engine Serial Number: 124367  
 AERO Work Order: 056 07 003  
 Customer Work Order: 75075/4062

### 1st Stage PT Blades



No.	Part Number	Serial Number	Status	TSN	CSN
55	3120983-01	HMP49882	New	0	0
56	3120983-01	HMP49904	New	0	0
57	3120983-01	HMP49919	New	0	0
58	3120983-01	HMP50910	New	0	0
59	3120983-01	HMP50920	New	0	0
60	3120983-01	HMP52235	New	0	0

No.	Part Number	Serial Number	Status	TSN	CSN
61	3120983-01	HMP52770	New	0	0
62	3120983-01	HMP52784	New	0	0
63	3120983-01	HMP52786	New	0	0
64	3120983-01	HMP52809	New	0	0
65	3120983-01	HMP53348	New	0	0
66	3120983-01	HMP53406	New	0	0



Issue Date: 10.Jul.2007  
Engine Serial Number: 124 367  
AERO Work Order: 056 07 003  
Customer Work Order: 75075/4062

## LPT Blades Replaced

 **Lufthansa Technik**  
AERO Alzey

No.	Removed		Installed		Status
	P/N	S/N	P/N	S/N	
17	3122702-01	E9757	3122702-01	U9335	NEW
18	3122702-01	E3328	3122702-01	U9345	NEW
19	3122702-01	E9939	3122702-01	U9389	NEW
20	3122702-01	F0602	3122702-01	U9400	NEW
21	3122702-01	F0583	3122702-01	U9401	NEW
22	3122702-01	F0393	3122702-01	U9608	NEW



Issue Date: 10.Jul.2007  
 Engine Serial Number: 124 367  
 AERO Work Order: 056 07 003  
 Customer Work Order: 75075/4062

## LPT Blades Replaced



No.	Removed		Installed		Status
	P/N	S/N	P/N	S/N	
1	3122702-01	P3508	3122702-01	U8315	NEW
2	3122702-01	E4654	3122702-01	U8339	NEW
3	3122702-01	F0168	3122702-01	U8459	NEW
4	3122702-01	F0271	3122702-01	U8518	NEW
5	3122702-01	D9327	3122702-01	U8607	NEW
6	3122702-01	P3005	3122702-01	U8610	NEW
7	3122702-01	P2497	3122702-01	U8619	NEW
8	3122702-01	P2550	3122702-01	U8629	NEW
9	3122702-01	P3495	3122702-01	U8642	NEW
10	3122702-01	P3217	3122702-01	U8703	NEW
11	3122702-01	P3032	3122702-01	U8910	NEW
12	3122702-01	P3475	3122702-01	U8921	NEW
13	3122702-01	P2528	3122702-01	U8967	NEW
14	3122702-01	E8436	3122702-01	U9059	NEW
15	3122702-01	E9696	3122702-01	U9096	NEW
16	3122702-01	E0735	3122702-01	U9102	NEW





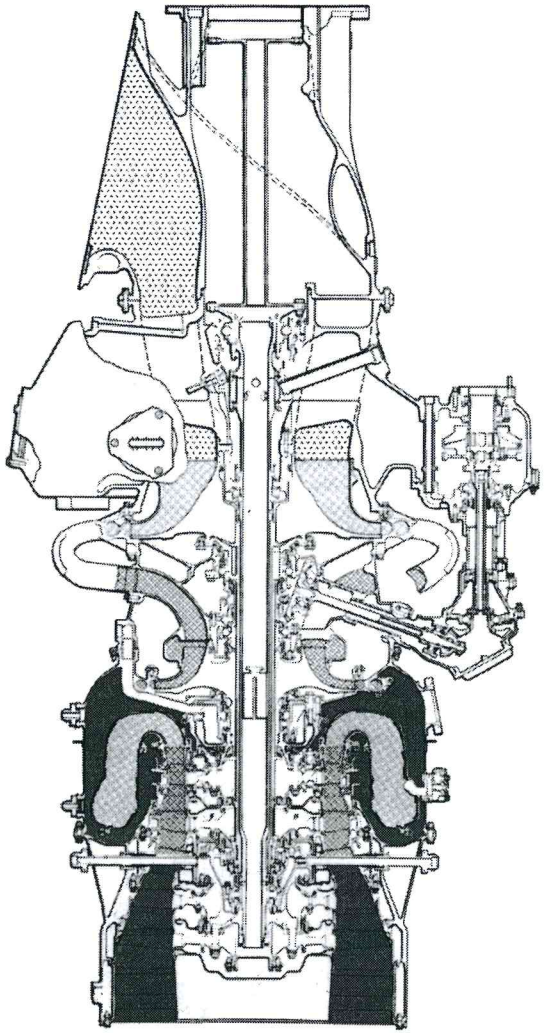
Issue Date: 10. Jul. 2007  
Engine Serial Number: 124 367  
AERO Work Order: 056 07 003  
Customer Work Order: 75075/4062

## Overview, TMM Module

Module S/N: 124 367



Part Number	Serial Number	TSN	CSN	TSO	CSO	STATUS
3041800	124 367	29175:15	24807	0	0	Overhauled / Modified





Issue Date : 10.JUL.2007  
 Engine Serial Number: 124367  
 AERO Work Order: 056 07 003  
 Customer Work Order: 75075/4062

**SB Compliance, TMM Module**  
 Module S/N: 124367



SB	Subject	Performed	P/E	N/A
21490 R3	REPLACEMENT OF #4 BEARING KEYWASHER	X		
21546 R1	REPLACEMENT OF IMPELLER SHROUD AND NL PROBE PACKING	X		
21621	REPLACEMENT OF OIL STRAINER ELEMENT		X	
21623	REPLACEMENT OF TURBINE INTERSTAGE CASE FLANGE	X		
21665	REPLACEMENT OF NO.5 BEARING HOUSING COVER RETAINING BOLTS	X		
21679	REPLACEMENT / MODIFICATION OF INTERCOMPRESSOR CASE DRAIN TUBE		X	
21680 R1	FLUOROCARBON PREFORMED PACKING - REPLACEMENT OF	X		
21683 R1	HIGH PRESSURE TURBINE STUB SHAFT - REPLACEMENT OF	X		
21691	INTERCOMPRESSOR CASE INSERTS - REPLACEMENT OF		X	
21703 R1	STUBSHAFT RETAINING NUT - REPLACEMENT OF	X		
21706	OIL NOZZLE STRAINER ELEMENT ASSEMBLY - REPLACEMENT OF	X		
21720 R3	OIL TANK FILLER CAP - INSPECTION OF	X		
21732	REDUCTION GEARBOX SCAVENGE PUMP DRIVE SHAFT - REPLACEMENT OF	X		
21737 R1	PT STATOR ASSY AND INTERTURBINE AIR SEAL - REPL.MOD. OF	X		
21740 R2	PREFORMED PACKING - STOCK REPLACEMENT OF	X		

P/E = Previously Embodied, N/A = Not Affected



Issue Date : 10.JUL.2007  
 Engine Serial Number: 124367  
 AERO Work Order: 056 07 003  
 Customer Work Order: 75075/4062

**SB Compliance, TMM Module**  
 Module S/N: 124367



SB	Subject	Performed	P/E	N/A
20837	HIGH PRESSURE TURBINE SHROUD SEGMENTS - REPLACEMENT OF		X	
20869	HPT VANE RING SEGM. ASSY AND OUTER VANE SEGM. HOUSING SUPPORT - REPLACEMENT OF		X	
20896	COOLING AIR NOZZLE ASSEMBLY - MODIFICATION OF		X	
20981	NO.4 BEARING SPACER - REPLACEMENT OF		X	
21018	LP ROTOR BALANCING ASSY - REPLACEMENT / REWORK OF		X	
21019	LPT HOUSING AND LPT SEAL HOUSING - REPLACEMENT OF		X	
21020 R2	NO.6 BRG. ROTOR NUT AND WASHER - REPLACEMENT OF	X		
21026	LOW PRESSURE ROTOR BALANCING ASSEMBLY NO.3 BEARING AIR SEAL - REPLACEMENT OF		X	
21085	HPT DISK BALANCING ASSY FRONT AND REAR COVER - MODIFICATION OF		X	
21152	INTERCOMPRESSOR CASE ASSY - MODIFICATION OF		X	
21175	MOD. / REPL.OF TSC ASSY,TIC ASSY, PT DISK BAL. ASSY AND PT STATOR RETAINING RING		X	
21199	FRONT INLET CASE COVER WASHER - REPLACEMENT OF	X		
21201	MOD./INT. OF HPT-STUBSHAFT AND NO.5 BRG. SPACER / OIL SLINGER		X	
21205	FRONT INLET CASE COVER - MODIFICATION OF	X		
21274	P3 AIR PRESSURE SENSING TUBE ATTACHING CLAMPS- REPLACEMENT OF		X	
21311	AGB SPUR GEARSHAFT SPACER RING - INTRODUCTION OF		X	
21364 R2	REPLACEMENT OF PREFORMED PACKINGS US-98-14-02		X	
21463 R2	ELECTRICAL WIRING HARNESS - REPLACEMENT OF		X	
21476 R2	MODIFICATION OF SEAL CARRIER ADAPTER	X		

P/E = Previously Embodied, N/A = Not Affected



Issue Date : 10.JUL.2007

Engine Serial Number: 124367

AERO Work Order: 056 07 003

Customer Work Order: 75075/4062

### Life Controlled Parts, HPT Blades



**Lufthansa Technik**  
AERO Alzey

No.	Part Number	Serial Number	Status	TSN	CSN
1	3115601-01	HMP42882	New	0	0
2	3115601-01	HMP42592	New	0	0
3	3115601-01	HMP41172	New	0	0
4	3115601-01	HMP41107	New	0	0
5	3115601-01	HMP40405	New	0	0
6	3115601-01	HMP40355	New	0	0
7	3115601-01	HMP40144	New	0	0
8	3115601-01	HMP40106	New	0	0
9	3115601-01	HMP39759	New	0	0
10	3115601-01	HMP39674	New	0	0
11	3115601-01	HMP39654	New	0	0
12	3115601-01	HMP39506	New	0	0
13	3115601-01	HMP39505	New	0	0
14	3115601-01	HMP39502	New	0	0
15	3115601-01	HMP39483	New	0	0
16	3115601-01	HMP39233	New	0	0
17	3115601-01	HMP39226	New	0	0
18	3115601-01	HMP38634	New	0	0
19	3115601-01	HMP38627	New	0	0

No.	Part Number	Serial Number	Status	TSN	CSN
20	3115601-01	HMP38597	New	0	0
21	3115601-01	HMP38589	New	0	0
22	3115601-01	HMP38579	New	0	0
23	3115601-01	HMP38565	New	0	0
24	3115601-01	HMP38559	New	0	0
25	3115601-01	HMP38556	New	0	0
26	3115601-01	HMP35171	New	0	0
27	3115601-01	HMP34285	New	0	0
28	3115601-01	HMP34273	New	0	0
29	3115601-01	HMP34056	New	0	0
30	3115601-01	HMP34035	New	0	0
31	3115601-01	HMP34017	New	0	0
32	3115601-01	HMP33974	New	0	0
33	3115601-01	HMP33824	New	0	0
34	3115601-01	HMP33699	New	0	0
35	3115601-01	HMP33099	New	0	0
36	3115601-01	HMP30460	New	0	0
37	3115601-01	HMP30034	New	0	0
38	3115601-01	HMP21452	New	0	0

HPT Blade Soft Time Limit :  
HPT Blade with lowest remaining cycles :

15000 Cycles  
15000 Cycles



Issue Date : 10.JUL.2007  
 Engine Serial Number: 124367  
 AERO Work Order: 056 07 003  
 Customer Work Order: 75075/4062

**Life Limited Parts List**



Engine TSN / CSN : 29175:15 / 24807

Part	Part Number	Serial Number	Cycle Limit	CSN	Flight Count Factor	Cycles Left (Excluding Count Factor)	Cycles Left (Including Count Factor)	Remarks
Off Impeller, HP	3043293	A0001KPN	15000	10882	0.830	4118	4961	
On Impeller, HP	3043293	A0026D60	15000	0	0.830	15000	18072	New
Off Impeller, LP	3038060	A0001K6L	15000	13111	1.000	1889	1889	
On Impeller, LP	3038060	A00263P4	15000	0	1.000	15000	15000	New
Off Disk, PT 1st Stage	3038513	17A320	30000	24807	1.000	5193	5193	
On Disk, PT 1st Stage	3038513	A00277ND	30000	0	1.000	30000	30000	New
Off Disk, PT 2nd Stage	3033914	15A620	30000	24807	1.000	5193	5193	
On Disk, PT 2nd Stage	3033914	A0026W3R	30000	0	1.000	30000	30000	New
Off Cover, Front, HP-Turbine	3039640	A0002ARC	15000	13111	1.000	1889	1889	
On Cover, Front, HP-Turbine	3039640	A0025R0A	15000	0	1.000	15000	15000	New
Off Disk, HP Turbine	3041511	A001736C	15000	8791	1.000	6209	6209	
On Disk, HP Turbine	3041511	A001736C	15000	8791	1.000	6209	6209	Same
Off Cover, Rear, HP-Turbine	3039639	A000XFA3	15000	8791	1.000	6209	6209	
On Cover, Rear, HP-Turbine	3039639	A000XFA3	15000	8791	1.000	6209	6209	Same
Off Seal, Air, Interstage, HPT	3039172	85B417	15000	6679	1.000	8321	8321	
On Seal, Air, Interstage, HPT	3039172	85B417	15000	6679	1.000	8321	8321	Same
Off Disk, LP Turbine	3039512	A0016WYF	15000	8791	1.000	6209	6209	
On Disk, LP Turbine	3039512	A0016WYF	15000	8791	1.000	6209	6209	Same

CSN = CSN \* ACTUAL COUNT FACTOR  
 CYCLES LEFT EXCLUDING COUNT FACTOR = CYCLE LIMIT - CSN  
 CYCLES LEFT INCLUDING COUNT FACTOR = CYCLES LEFT EXCLUDING COUNT FACTOR DIVIDED BY ACTUAL COUNT FACTOR

Issue Date : 09.JUL.2007  
 Engine Serial Number: 124367  
 AERO Work Order: 056 07 003  
 Customer Work Order: 75075/4062

### Airworthiness Directives

PW124B

AD	AD-Reference	SB	Subject	Target	Compliance
US-97-17-05			Combustion Chamber Rear Drain Valve Cap (GGC Drain Ports).	Within 10 Flight Hours.	not accomplished due to required at engine installation



Issue Date : 09.JUL.2007  
 Engine Serial Number: 124367  
 AERO Work Order: 056 07 003  
 Customer Work Order: 75075/4062

### Airworthiness Directives

PW124B



AD	AD-Reference	SB	Subject	Target	Compliance
D-1994-081 R3	F-1995-002-IMP(B) R1 US-95-22-12		PCU servo ballscrew Internal spline inspection.	30. Jun. 1998	not affected due to Missing Part (QEC)
D-1996-264	F-1996-110-030(B) US-98-11-06 PART A		Modification of Engine Fuel Drain System.	01.05.1998 To be carried out at engine installation.	not accomplished due to required at engine installation
D-2002-159	F-2002-072-064(B) R1	21570	OSG Hydraulic Pump Modification.	Next opportunity or before 30.Jun.2004.	not affected due to P/N: 8210-286, S/N: 2479752B
D-2002-162 R2	F-2002-073-063(B) R2		Possible malfunction of PCU.	Only for installed engines on ATR 72-100/200. Prior accumulating 10500 FH.	not accomplished due to Missing Part (QEC)
D-90-314		20939 21018	Chip Detector System Check,LP Modification.		previously embodied
D-92-140 R4		21111 21211	Additional Fire Detection.	01.Jan.1993	previously embodied
D-95-379	CF-91-19 F-1990-211-IMP(B) R1 US-91-24-03 PART B	21018	LP Modification	31.12.1996	previously embodied
D-97-110	F-1997-347-IMP(B) US-96-25-20		PCU Transfer Tube and Actuator inspection.	6000 hours or 24.04.2000.	not accomplished due to Missing Part (QEC)
F-1991-217-007(B) R1			Engine and Propeller flexible controls.	To be carried out at engine installation.	not affected due to Missing Part (QEC)
F-1993-121-IMP(B)	US-93-06-06		PCU ballscrew, quill wear.	06.Sep.1993	not affected due to Missing Part (QEC)
US-91-24-03 PART A		20938 20939 21018	Chip Detector System Check,LP Modification.	30.06.1994	previously embodied

A.E.R.O. Form WT-R-135-06/06




Issue Date: 10. Jul. 2007  
Engine Serial Number: 124 367  
AERO Work Order: 056 07 003  
Customer Work Order: 75075/4062

## Overview



This Documentation was prepared by:


Jörg Baumgärtner (Technical Documentation)

Tel: +49 (0) 6731 497 133  
Fax: +49 (0) 6731 497 376  
j.baumgaertner@lhaero.com



Issue Date : 09.JUL.2007  
 Engine Serial Number: 124367  
 AERO Work Order: 056 07 003  
 Customer Work Order: 75075/4062

## Airworthiness Directives

PW124B

AD	AD-Reference	SB	Subject	Target	Compliance
CF-2005-11	D-2005-202 F(CF)-2005-11(B)	21705	Replacement of Fuel Manifold Adapter.	Within 500FH or before 16.Aug.2005.	not affected due to other configuration
CF-2005-29	D-2005-347 F(CF)-2005-29 US-2006-19-06	21714	Field Inspection and replacement of Propeller Shaft.	Part 1 : 17. Sep. 2005. Part 2: weekly Part 3: 250FH or 3 month Part 4: 31. Dec. 2007.	not affected due to P/N: 3111625-02, S/N: 1N1103
CF-89-14 PART B R1	D-90-151 PART B R2 F-1989-182-IMP(B) PART I US-92-01-08 PART B	20417	HP Turbine seizure.	Next shop visit or before 31.Dec.1992.	previously embodied
CF-89-14 PART C R1	D-90-151 PART C R2 F-1989-182-IMP(B) PART C US-92-01-08 PART C	20419	HP Turbine seizure.	Next shop visit or before 31.Dec.1992.	previously embodied
CF-89-14 PART D R1	D-90-151 PART D R2 F-1989-182-IMP(B) PART D US-92-01-08 PART D	20456	HP Turbine seizure.	Next shop visit or before 31.Dec.1992.	previously embodied
CF-90-22 R1		20938 20939 21018	Chip Detector System Check,LP Modification.	30.06.1994	previously embodied
CF-91-02	D-95-378 F-1991-069-IMP(B) US-92-17-14	20946	Fuel Pump.	31.10.1991	not accomplished due to Missing Part
CF-96-22	D-97-027 F-1997-002-IMP(B) US-98-14-02	21077 21364 21373 21516 21549	Engine Fuel Leakage, replacement of Fuel Transfer Tubes, Packings and Locking Plates.	Before 30.Nov.1998.	previously embodied



A.E.R.O. Form WT-R-135-06/06

LLP's
SB's
TMM Module
RGB Module
Accessories
QEC

Issue Date : 09.JUL.2007  
 Engine Serial Number: 124367  
 AERO Work Order: 056 07 003  
 Customer Work Order: 75075/4062

**Airworthiness Directives**

PW124B



AD	AD-Reference	SB	Subject	Target	Compliance
BZ-89-06-02	CF-94-01 D-94-018 F-1994-022-IMP(B) US-94-03-02	20914 20957 20962 21023 21065 21113 21211 21314	HPT Disk failure. P/N: 3035711 and 3038411.  ICC, Internal oil fire.	P/N Check within 2 days if affected, Target i.a.w. HPT Disc Age C/S (Cycles In Service).  31. Dec. 1994	not affected due to P/N: 3041511, S/N: A001736C  previously embodied
BZ-92-03-02	CF-91-26 R1 CF-92-03 R2 CF-92-06 R2 D-1995-359 D-1995-383 F-1991-191-IMP(B) R1 F-1992-047-IMP(B) R2 F-1992-084-010(B) R2 US-94-11-11	20355 20897 20907	Fuel Pump, fuel leakage.	Within next 1200 Flight Hours or 30. Apr. 1991.	not accomplished due to Missing Part
BZ-E88-05-08	CF-90-21 D-91-22 F-1990-195-IMP(B) R1 US-91-06-02	21100	Steward Warner Fuel Heater. P/N: 10718E and 10718F.	Next Fuel Filter removal or before 31. Aug. 2002.	not accomplished due to Missing Part
CF-2000-34	D-2001-022 F-2001-031-IMP(B) US-2003-16-04	21562 21669	Mechanical Fuel Control Unit. P/N: 3244841-21, 3244853-17, 3244855-15, 3244857-14, 3244858-23, 3244871-5, 3244873-4, 3244874-4.	23.08.2004	not affected due to Missing Part

A.E.R.O. Form WT-R-135-06/06



LLP's      SB's      TMM Module      RGB Module      Accessories      QEC

Issue Date: 10. Jul. 2007  
 Engine Serial Number: 124 367  
 AERO Work Order: 056 07 003  
 Customer Work Order: 75075/4062

## Overview



Date of Removal:	24. March 2007	Engine TSN:	29175:15	Engine TSO:	0
Reason for Removal:	Overhaul required	Engine CSN:	24807	Engine CSO:	0
Customer:	Czech Airlines	RGB TSN:	29175:15	RGB TSO:	0
Work Performed:	Overhaul, Modification & Testrun	RGB CSN:	24807	RGB CSO:	0

Incoming				Outgoing			
Model	Build Spec	Part Number	Serial Number	Model	Build Spec	Part Number	Serial Number
PW124B	726	3041900	124 367	PW124B	726	3041900	124 367
Module	Build Spec	Part Number	Serial Number	Module	Build Spec	Part Number	Serial Number
TMM	726	3041800	124 367	TMM	726	3041800	124 367
RGB	726	3037280	124 367	RGB	726	3037280	124 367

This engine has been preserved for over 90 days.



- AD's
- LLP's
- SB's
- TMM Module
- RGB Module
- Accessories
- QEC

Issue Date: 10.Jul.2007  
 Engine Serial Number: 124 367  
 AERO Work Order: 056 07 003  
 Customer Work Order: 75075/4062

## Index



Section	Document	Page /s
Engine	Overview	2
	EASA Form 1 (Copy)	1
	FAA Form 337 (US Only)	0
	Open Item List	0
AD's	Missing Parts List (Copy)	1
	Testrun Certificate	2
AD's	Airworthiness Directives	4
LLP's	Life Limited Parts List	1
	Life Controlled Parts, HPT Blades	1
SB's	SB Compliance, TMM Module	2
	SB Compliance, RGB Module	1
TMM Module	Overview	1
	LPT Blades	2
	1 <sup>st</sup> Stage PT Blades	2
	Fuel Manifold Adapter Report	1
	Findings Report	14

Section	Document	Page /s
RGB Module	Overview	1
	Findings Report	2
Accessories	Accessories, Bare Engine	1
	Overview	1
QEC	AD Compliance	0
	SB Compliance	0
	Accessories, QEC	0
	Findings Report	0

Note:

- EASA Form 1 & Missing Parts List delivered with engine



ENGINE SERVICE AND

MAINTENANCE RECORD

DATE	TIME RUN		TIME SINCE OVERHAUL		INSTALLATIONS, INSPECTIONS, NOTE: USE BOTH PAGES AND AS MANY LINES AS REQUIRED FOR COMPLETE	REPAIRS, ADJUSTMENTS, MODIFICATIONS ENTRIES. DRAW A DIAGONAL LINE THROUGH ANY UNUSED LINES IN DATE AND TIME COLUMNS.	SIGNATURE	LICEN NUMB
	HRS.	MIN.	HRS.	MIN.				

RGB Service Record



Date	RGB SN	Model	TSN	CSN	TSO	CSO	WO
22.01.2010	124367	PW124B	34802:23	29783	5627:08	4976	056 09 016

VISUAL INSPECTION, BORESCOPE INSPECTION AND TESTRUN WITH BP TURBINE OIL 2380 ACCOMPLISHED.

ENGINE PRESERVED FOR MORE THAN 90 DAYS.

AD'S, AND SERVICE BULLETINS HAVE BEEN CHECKED.

REF: P&WC MM P/N 3037332, REV.41, P&WC OHM P/N 3037333, REV.28 AND P&WC CIRM P/N 3043515, REV.23.

Thomas Friedrich,  
Technical Documentation

EASA Approval No. DE.145.0015  
FAA Approval No. L7AY586J



7.5.2010	34802	23	5627	08	ENGINE INSTALLED ON A/C HSN 285	(OK-XFA) POS. 2. CSN = 29783 CSO = 4976	Kardon	CSA-TU-TL 341 E.KAZDA
17.6.2010	34823	49	5648	34	CERTIFICATE OF AIRWORTHINESS-RENEWAL	CSN = 29799 CSO = 4992	Kaden	CSA-TU-T E.KA
13.7.2011	36822	59	7647	44	REDUCTION GEARBOX LOG BOOK CLOSED AFTER DEMO FLIG HT DUE TO A/C SALE	CSN=31498 CSO=6691	M	CSAT ID 505 UHRINCK
14.7.2011	36826	20	7651	05	RGB LOG BOOK CLOSED AFTER FLIGHT TO EDINBURGH DUE TO A/C SALE	CSN=21499 CSO=6692	Muller	CSAT ID 505 NEVED

CARRIED FORWARD

TOTAL THIS PAGE		
TOTAL FROM PREVIOUS SUMMARY		
TOTAL SINCE MFG.		

MAXIMUM HOURS BETWEEN OVERHAULS \_\_\_\_\_ HOURS.